

The regular meeting of the Greater Lebanon Refuse Authority was held, June 5, 2018 at the GLRA Maintenance Building, 1610 Russell Road, Lebanon, Pennsylvania. Chairwoman, Roberta DeSantis called the meeting to order at 7:00 p.m. by leading the Pledge of Allegiance to the Flag with Members noted (*) in attendance:

- * CHAIRWOMAN - Roberta DeSantis, Millcreek Township
- * VICE CHAIRWOMAN – Heidi Neiswender, North Londonderry Township
- * SECRETARY - Gerald Boughter, Cornwall Borough
- ASST. SECRETARY – John Poff, South Lebanon Township
- * TREASURER - Clifford R. Berger, Bethel Township
- * ASST. TREASURER – Bonnie Grumbine, North Lebanon Township
- * Bill Behney, Richland Borough
- * Paul Bird, Jonestown Borough
- James W. Cantrell, Jr., Swatara Township
- Robert R. Confair, Jackson Township
- Brian C. Craig, Palmyra Borough
- Thomas Embich, Annville Township
- * Edward Fogelsanger, South Annville Township
- * Angie Foltz, West Cornwall Township
- * Frankleen Gibson, East Hanover Township
- * Larry E. Herr, Union Township
- LuAnn Horn, West Lebanon Township
- * Chris Horst, Heidelberg Township
- * Karl Kerchner, Mt. Gretna Borough
- * Elizabeth Lindsay, Cleona Borough
- * Jean Long, North Cornwall Township
- * Barry Ludwig, Myerstown Borough
- * Brent McFeaters, North Annville Township
- Charles Olt, South Londonderry Township
- * Leah Rohena, Lebanon City
- * Joseph Viozzi, Annville Township

Also in attendance were: Lawrence Taylor, Executive Director; Jim Zendek, Senior Staff Engineer GLRA; Kathleen Bertoldi, Staff Engineer, GLRA, Dorrene Kline, Recording Secretary, GLRA. Tom Embich and LuAnn Horn reported they would not be able to attend.

PUBLIC COMMENTS

None.

On a motion by DeSantis, seconded by Horst, Members approved to excuse Tom Embich and LuAnn Horn from the June meeting.

On a motion by Boughter, seconded by Berger, Members approved the May meeting minutes with no corrections.

EXECUTIVE DIRECTOR'S REPORT

A copy of the report is attached and hereto made part of the minutes.

On a Motion by Herr seconded by Boughter the board approved submitting a change of address for Greater Lebanon Refuse Authority to the Department of State of PA.

OPERATIONS MANAGER'S REPORT

A copy of the report is attached and hereto made part of the minutes.

RECYCLING COORDINATOR'S REPORT

A copy of the report is attached and hereto made part of the minutes.

STAFF ENGINEER'S REPORT

A copy of the report is attached and hereto made part of the minutes.

As mentioned earlier in the meeting by Mr. Taylor, Mr. Zendek further discussed the Authority's request for the PADEP to increase the permitted average daily tonnage from 520 tons/day to 750 tons/day. This increase is the result of a gradually increasing municipal solid waste stream and a multitude of construction/pipeline projects currently underway in Lebanon County. Acceptance of this request will allow the Authority to accept more waste (while remaining under the permitted 1,100 tons/day maximum) and better serve the community.

AUDIT COMMITTEE REPORT – On a Motion by Boughter seconded by Berger the board approved the Financial Statements year ending December 31, 2017.

BUILDINGS & GROUNDS COMMITTEE REPORT – The board approved the Authority to purchase the litter fences, based on the Building & Grounds committee meeting. Kerchner made a Motion to accept Metta Technologies' proposal for the purchase and delivery of ten (10) Bull Litter Fences in the amount of \$53,225.00 based on a sole source justification, and the motion was Seconded by Herr.

PERSONNEL COMMITTEE REPORT - On a Motion by Boughter, seconded by Long, Members approved that Dorrene Kline be awarded a Merit Bonus in accordance with the Personnel Committee minutes May 2, 2018.

TREASURER'S REPORT

A copy of the report is attached and hereto made part of the minutes.

SOLICITORS REPORT

None, no solicitor present.

MONTHLY OBLIGATION

On a motion by Boughter seconded by Herr, Members approved payment of current monthly obligations as presented.

OLD BUSINESS

None.

NEW BUSINESS

Mr. Kerchner requested the board's permission to bring in some trash free of charge from a cleanup he participated in, in the Cold Spring area, trash to consist of recycles, tires, auto glass, etc. Mrs. DeSantis and a couple of other board Members gave their verbal approval.

On a motion by Boughter, seconded by Rowena the meeting was adjourned at 7:31 p.m.

Respectfully submitted,



Dorrene S. Kline
Recording Secretary

NEXT MEETING:

Tuesday – July 10, 2018 @ 7:00 PM

***GLRA Maintenance Building
1610 Russell Road, Lebanon***



GREATER LEBANON REFUSE AUTHORITY

1610 Russell Road • Lebanon • Pennsylvania • 17046

Phone (717) 867-5790

Fax (717) 867-5798

June 4, 2018
File # 2018-0107

AGENDA: GLRA Meeting of June 5, 2018

1. Pledge of Allegiance
2. Public Comments/Presentations
3. Review of Excused Members (Motion)
4. Corrections to minutes of last meeting
5. Executive Director's Report (Report attached.)
 - a. Change of address with Department of State (Motion)
6. Operations Manager's Report (Report attached.)
7. Recycling Coordinator's Report (Report attached.)
8. Staff Engineer's Report (Report attached.)
9. Audit Committee (Motion)
10. Buildings and Grounds Committee (Motion)
11. Personnel Committee (Motion)
12. Treasurer's Report (Interest is for previous month.)
13. Solicitor's Report
14. Pay current monthly obligations (Motion)
15. Old Business:
16. New Business:
17. Adjourn



GREATER LEBANON REFUSE AUTHORITY

1610 Russell Road • Lebanon • Pennsylvania • 17046

Phone (717) 867-5790

Fax (717) 867-5798

June 5, 2018

File # 2018 – 0111

EXECUTIVE DIRECTOR'S REPORT – May 2018

I. Administrative:

PETER'S PROPERTY AUCTION:

The Clean and Green Application was delivered and recorded on May 30, 2018. A Contractual Consent of Landowner was prepared and filed on May 31, 2018 and will be recorded against our portion of the Peter's Estate. Once officially recorded a request to rescind the previous Contractual Consent currently impacting all three lots will be forwarded to the Bureau of Mines.

CHANGE OF ADDRESS FOR CORPORATION:

Our current official address listed with the Department of State is 710 Chestnut Street, Lebanon, PA. Staff suggests updating our address to our current address at 1610 Russell Road.

A MOTION is requested to change our business address with the Department of State to 1610 Russell Road, Lebanon PA, 17046.

WASTE MANAGEMENT PLANNING:

SCS Engineers is continuing their evaluation of the various waste management options available and their application to Lebanon County. Currently we are planning on discussing Advisory Committee participation with the hauling community in July.

AUDIT FY 2017:

The draft Financial Statements were received, reviewed, and analyzed. The Management Discussion & Analysis was written and added to the audit. The Audit Committee was scheduled to review the Financial Statements and briefed prior to this meeting, and will present a motion for approval. Copies are provided for each municipality with the meeting package, and the DCED (Department of Community and Economic Development) form required for submission by the end of June prepared. Additional copies are available on request.

AVERAGE DAILY VOLUME:

As a consequence of pipeline construction and a high volume of road construction projects we have experienced higher than normal volumes of waste. After consulting with the various parties we felt it necessary to apply for the increase in Average Daily Volume (ADV) allowed under our current permit. That request was forwarded to the Department, and a note sent to N. Lebanon Township and the Commissioners.

II. Budget Performance:

- A. Through the month ending May 31, 2018 (41.4 % of the year), revenues from waste receipts were at 44 % of projections. Other revenues were 0.26 % of projections. Total revenues were 29.47 % of projections before interest.
- B. Expenditures through May 31, 2018 were 19.3 % of the approved annual budget.
- C. Waste tonnage received during May 2018 was 1,494 tons higher than May 2017 including 1725 tons of Auto Fluff (See attached Graph of Tonnage Trends). Waste Tonnage for the year-to-date was 3,538 tons higher than 2017 at this time including 7,923 tons of Auto Fluff.

III. Enforcement / Regulatory Compliance:


None

IV. Public Meetings etc.: May 2018

Board Meeting	Monthly Board Meeting
Personnel Committee Meeting	Evaluation Review
Keystone SWANA	Board of Directors Meeting at Lanchester Solid Waste
SCS Engineers/ Denise Wessels	Review of Project Drawings for Phase II, Heilmandale Expansion
Lebanon County Envirothon Elementary School Field Experience	Taught the Forestry portion of the Field Experience for the Lebanon County Conservation District
SWANA Safety Summit	Professional Development
Welded Construction	Discussed Waste Management Issues
Linda Levey, Miller Brothers Staffing	Reviewed capabilities of Miller Brother's Staffing w/Dorrene Kline
Entech Engineering	Site visit by John Geiger and John Divelbiss to review piping solution for leachate from expansion w/Jim Zendek & Kathleen Bertoldi
SCS Engineers	Meeting with Denise Wessels and Sean Sullivan (SCS) to review details of Heilmandale Expansion drawings and documents w/Jim Zendek and Kathleen Bertoldi

Geologic GPS	Webinar to review details of Geologic's GPS solution w/Jim Zendek & Kathleen Bertoldi
N. Lebanon Township	MS4 Informational meeting w/Kathleen Bertoldi

Sincerely,



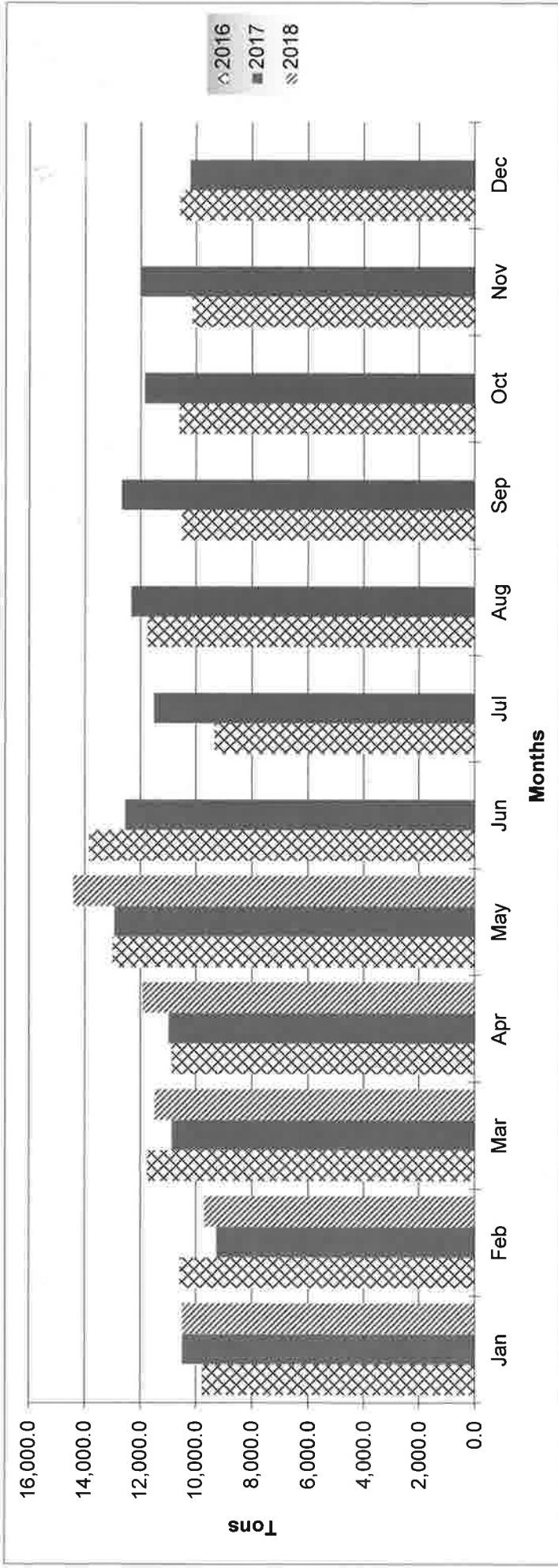
Lawrence D. Taylor, PE
Executive Director

Attachments: Graph of Tonnage Trends for Years 2016, 2017, 2018

Cc: Staff, Employees, Media, Municipalities

Tonnage Trends for the Years 2016, 2017 and 2018

Year	Jan	Feb	Mar	Apr	May	Jun	Jul	Aug	Sep	Oct	Nov	Dec	Total
2018	10,512.9	9,702.1	11,495.6	11,941.4	14,429.8	12,552.2	11,502.3	12,330.0	12,681.5	11,849.1	12,023.5	10,226.3	58,081.8
2017	10,501.1	9,257.1	10,872.5	10,976.9	12,936.2	13,855.9	9,328.4	11,746.9	10,532.6	10,610.3	10,141.6	10,589.1	137,708.6
2016	9,785.1	10,583.5	11,749.5	10,877.1	13,013.6	13,855.9	9,328.4	11,746.9	10,532.6	10,610.3	10,141.6	10,589.1	132,813.6





GREATER LEBANON REFUSE AUTHORITY

1610 Russell Road • Lebanon • Pennsylvania • 17046

Phone (717) 867-5790

Fax (717) 867-5798

OPERATIONS MANAGER'S REPORT MAY 2018

To: Lawrence D. Taylor, P.E., Executive Director

1. **New Site 101544:**

- a. Pennsylvania State Police and the Department of Transportation were on site May 11, 14, 2018 checking customer vehicles for motor vehicle violations.
- b. On The Spot Cleaning steam cleaned the carpet in the Maintenance Facility Office on Saturday May 19, 2018.
- c. Repaired a broken leachate conveyance line and installed two new shut off valves in Valve Vault 3.
- d. Completed annual pipe, manhole, and valve vault testing of the leachate conveyance system on May 24, 2018.
- e. Fritz Heilman began maintenance and monitoring of the blue bird and barn owl boxes throughout the facility.
- f. Placed topsoil on the finished area at the Kettering Borrow Area.
- g. Mowed side slopes on Pads 1 through 7.
- h. Jim Hoffman started to farm the recently acquired Peters Property of 18 acres. He will sow oat seed, harvest, and bail, for mulching material to be used by GLRA.

2. **Old Site 100825:** Mowed fields.

3. **Recycling:** Finished grinding clean wood. Started to grind green waste.

4. **Equipment:**

- a. Purchased a new display panel for the 2008 Atlas Wheel Balancer.
- b. Installed two new rear tires on the 1989 Chevrolet Pickup Truck.
- c. Purchased 7,002 gallons of diesel fuel from Petroleum Traders @ \$2.2141 for a total of \$15,525.11. This total includes the federal lurt tax and oil spill tax.
- d. On May 11, 2018 Pennsylvania Department of Agriculture completed testing of the inbound and outbound scales. Both scales passed inspection.
- e. Installed a new clutch on the 2011 John Deere Gator Utility Vehicle.

5. **Radiation Alarms:** No report.

6. **Personnel:** No report.

7. **Safety:**

- a. GLRA Employee Safety Committee met on May 17, 2018 at the Maintenance Facility Office at 10:00 AM.
- b. Customer had the front bumper dented when being pulled out of the mud on the tipping area of Pad 1. Driver stated that it would not have happened if the bumper wasn't rusty.
- c. Customer was exiting the inbound scale when the right side of the stake body truck hit the pole with the weigh indicator. Minor damage was done to the electrical outlet and the bracket for the weigh indicator was bent.
- d. The Employee Safety Committee Meeting is scheduled for Thursday, June 21, 2018 at 10:00 AM in the Maintenance Office.

8. **Water/Sweeper Truck Water Usage:**

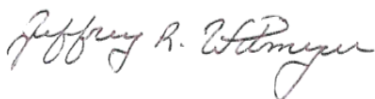
- a. 152,000 Gallons Notes: Water Truck
- b. 0 Gallons Notes: Sweeper Truck

9. **Container Hauls:**

Date	Origin	No.	Contents	Destination
05/04/2018	GLRA	1	Cardboard	Consolidated Scrap Resources, Inc.
05/07/2018	GLRA	1	Cardboard	Consolidated Scrap Resources, Inc.
05/07/2018	GLRA	1	E-Waste Cardboard	Consolidated Scrap Resources, Inc.
05/15/2018	GLRA	1	Cardboard	Consolidated Scrap Resources, Inc.
05/15/2018	GLRA	1	Scrap Metal	Consolidated Scrap Resources, Inc.
05/23/2018	GLRA	1	Cardboard	Consolidated Scrap Resources, Inc.
05/31/2018	GLRA	1	Cardboard	Consolidated Scrap Resources, Inc.
05/31/2018	GLRA	1	Scrap Metal	Consolidated Scrap Resources, Inc.

10. **Meeting Attended:** May 02, 2018 GLRA Authority Meeting.

Respectfully Submitted,



Jeffrey R. Witmeyer
Operations Manager



GREATER LEBANON REFUSE AUTHORITY

1610 Russell Road • Lebanon • Pennsylvania • 17046

Phone (717) 867-5790

Fax (717) 867-5798

MAY 2018 RECYCLING COORDINATOR'S REPORT

To: GLRA Executive Director & Authority Members

Meeting: June 5, 2018

I. GLRA Drop-Off Center

<u>Material</u>	<u>Tons</u>	<u>Market Value Price/Ton</u>	<u>Revenue</u>
Cardboard	4.30	\$ 35.00	\$ 150.50
Scrap Tires	5.00	-\$100.00	-\$ 500.00
Metal Recovery	5.58	\$184.80	\$1,031.25
TOTAL	14.88		\$ 681.75

II. Status of Lebanon County's Door-to-Door Household Hazardous Waste/Electronics Collection Program

January 2018 - 18 collections	February 2018 - 12 collections
March 2018 - 14 collections	April 2018 - 36 collections
May 2018 - 44 collections	June 2018 - 29 scheduled to date

III. Act 101 Section 901 Household Hazardous Waste Education Grant Disbursement

Received an Act 101 Section 901 Household Hazardous Waste Education Grant Disbursement from the Department of Environmental Protection (DEP). The disbursement is in the amount of \$11,540.83 and reimburses GLRA for 80% of the cost of radio and print advertising, and HHW activity books for Lebanon County's Household Hazardous Waste Program for July 1 through December 31, 2017.

IV. Second Annual FREE Lebanon County Paper Shredding Event – Thursday, July 20, 2018

The Second Annual Lebanon County Paper Shredding Event for 2018 has been scheduled here at our site for Friday, July 20, 2018, from 8:00 am to 12:00 pm. We have secured United Document Destruction & Storage as the Certified Shredder again for this year's Shred Event. Please mark your calendars!

V. 2018 Quarterly Hauler/Recycler Recycling Tonnage Reports

I mailed out the first quarter hauler/recycler recycling tonnage report forms to all commercial haulers and recyclers. The reports were due by April 30, 2018. All reports have been received and forwarded to their respective municipalities.

VI. Loading Hours for Plant Bedding and Wood Mulch

PLANT BEDDING and WOOD MULCH are available at this time.

GLRA's Compost Facility charges \$12 per cubic yard for either material.

Daily Loading Hours are as follows:	Days	Hours
	Mondays	8:00 am to 11:00 am
	Tuesdays	8:00 am to 11:00 am
	Wednesdays	8:00 am to 11:00 am
	Thursdays	8:00 am to 11:00 am
	Fridays	8:00 am to 11:00 am
	Saturdays	8:30 am to 11:30 am

- Individuals desiring large quantities (5+ cubic yards) may schedule a special time for loading
- Home Delivery within Lebanon County is available when purchasing 10+ cubic yards of material for a \$25 Fee

VII. GLRA Website Activity for May 2018

<u>WWW.GOGLRA.ORG – MAY 2018</u>
2224 visits
5370 pageviews
2 min 17 sec average visit duration
2.9 actions (page views, downloads and internal site searches) per visit
407 downloads

VIII. Electronics Recycling Facility Collection Totals



January 2018	(estimated)	80,000 Pounds	40.00 Tons
February 2018	(estimated)	60,000 Pounds	30.00 Tons
March 2018	(estimated)	60,000 Pounds	30.00 Tons
April 2018	(estimated)	40,000 Pounds	20.00 Tons
May 2018	(estimated)	60,000 Pounds	30.00 Tons
2017 Grand Total (estimated)		622,482 Pounds	311.25 Tons
2016 Grand Total		735,215 Pounds	367.61 Tons
2015 Grand Total		982,742 Pounds	491.37 Tons
2014 Grand Total		926,559 Pounds	463.28 Tons
2013 Grand Total		803,821 Pounds	401.91 Tons
2012 Grand Total		750,085 Pounds	375.04 Tons

IX. Tours/Presentations for the Month of May

Tours	May 10, 2018	South Lebanon Elementary School 4th Grade	100 Students	Amy
Tour	May 11, 2018	Henry Houck Elementary School 1st Grade	53 Students	Amy
Tour	May 31, 2018	St. John Vianney Regional School	20 Students	Amy

X. Other Meetings and Activities

May 1-	Meeting with Lebanon Daily News Sales Representative, Victoria Laysen
May 2-	Attended GLRA Authority Meeting
May 4-	PROP Executive Committee Conference Call Meeting
May 9-	Attended PROP Recycling Certification Courses in State College, PA
May 10-	Provided Tours to South Lebanon Elementary School Students
May 11-	Provided Tour to Henry Houck Elementary School Students
May 14-	Attended PROP Board & Executive Committee Meetings in Lancaster
May 15-	Participated in a PARMC/NRC WARM Model Webinar
May 16-	Participated in a NERC MRF Glass Webinar
May 18-	Attended a DEP/PARMC Meeting in Harrisburg for Public MRFs on the Current State of Markets in PA
May 24-	PROP Executive Committee Conference Call Meeting
May 31-	Provided Tour to St. John Vianney Regional School Students

XI. Chinese Restrictions on Imports Creating Recycling Industry Crisis Update Pennsylvania's Perspective and the Trickle Down Effect to Educate Residents

The Department of Environmental Protection has been hosting meetings with public and private material recovery facilities (MRFs) in the Commonwealth including Pennsylvania counties with public collection programs. There will be one more meeting in June 2018.

Once a consensus is made on how everyone should move forward collectively through this market downturn, I plan to host a meeting sometime in July 2018 with Lebanon County Municipal Recycling Officials and Lebanon County Commercial Waste Haulers. Our education and message to the public also needs to be a collaborative effort that is uniform with the emphasis on cleaning up the stream from non-recyclable items and contamination. Stay tuned...

AGAIN The Good News

Most citizens are enthusiastic recyclers and want to make sure they're doing it properly. Recycling continues to be the future of the waste industry but it will come at a cost if there is no market for recyclable material. We need our residents' help in making sure they're not throwing trash in with their recycling so that we can try to meet China's new contamination limits.

AGAIN How We Can Make A Difference

- 1. EDUCATE EDUCATE EDUCATE the people on the items you are able to recycle.**
- 2. Do not throw items in the recycle bin unless you know for sure it is recyclable.**
- 3. When In Doubt, Throw It Out!**
- 4. Properly sort your materials, making sure that wet, non-recyclable items are tossed in the garbage.**

Respectfully Submitted,

Amy Mazzella di Bosco
Recycling Coordinator

Printed on Recycled Paper

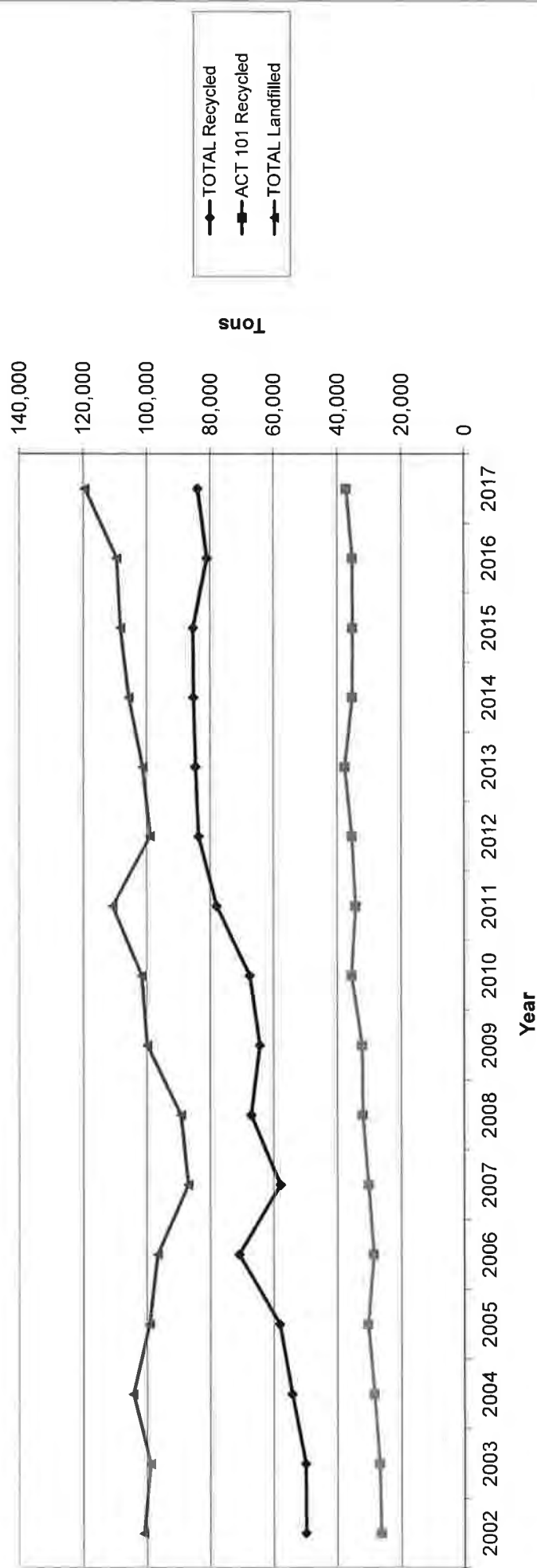
LEBANON COUNTY MUNICIPAL RECYCLING RATE TRENDS

MUNICIPALITY	2007	2008	2009	2010	2011	2012	2013	2014	2015	2016	2017
	RECYCLING RATE	RECYCLING RATE	RECYCLING RATE	RECYCLING RATE	RECYCLING RATE	RECYCLING RATE	RECYCLING RATE	RECYCLING RATE	RECYCLING RATE	RECYCLING RATE	RECYCLING RATE
Annville Township	27%	24%	21%	19%	27%	19%	20%	27%	21%	21%	25%
Bethel Township	7%	7%	6%	6%	15%	15%	22%	20%	9%	7%	4%
Cleona Borough	28%	32%	32%	27%	20%	19%	25%	20%	35%	21%	22%
Cold Spring Township	0%	0%	0%	47%	0%	0%	0%	0%	0%	0%	0%
Cornwall Borough	20%	34%	26%	20%	23%	30%	24%	24%	25%	25%	28%
East Hanover Township	3%	3%	1%	2%	3%	4%	4%	5%	8%	7%	9%
Heidelberg Township	30%	31%	29%	31%	32%	25%	22%	23%	14%	17%	19%
Jackson Township	34%	23%	23%	20%	15%	18%	17%	18%	33%	34%	34%
Jonestown Borough	21%	30%	29%	27%	26%	32%	36%	38%	42%	50%	59%
Lebanon City	31%	37%	35%	35%	34%	38%	33%	30%	30%	31%	36%
Millcreek Township	12%	10%	9%	11%	14%	16%	11%	5%	6%	10%	7%
Mt. Gretna Borough	11%	11%	14%	15%	13%	15%	16%	20%	29%	21%	23%
Myerstown Borough	48%	37%	23%	24%	43%	47%	46%	40%	39%	36%	34%
N. Annville Township	20%	16%	18%	17%	23%	21%	21%	24%	72%	75%	31%
N. Cornwall Township	57%	66%	63%	60%	58%	57%	56%	57%	56%	49%	50%
N. Lebanon Township	49%	60%	50%	53%	59%	58%	58%	62%	63%	62%	63%
N. Londonderry Township	26%	42%	46%	41%	57%	64%	62%	53%	46%	47%	54%
Palmyra Borough	35%	30%	24%	36%	30%	29%	28%	31%	35%	33%	30%
Richland Borough	14%	9%	7%	7%	9%	13%	12%	12%	6%	18%	46%
S. Annville Township	14%	61%	76%	61%	64%	84%	83%	78%	58%	51%	45%
S. Lebanon Township	47%	45%	48%	32%	32%	57%	45%	54%	58%	54%	43%
S. Londonderry Township	9%	7%	6%	8%	7%	7%	7%	7%	7%	8%	6%
Swatara Township	3%	3%	4%	4%	4%	5%	4%	3%	3%	6%	5%
Union Township	63%	72%	67%	72%	77%	82%	80%	84%	81%	63%	54%
W. Cornwall Township	12%	18%	15%	18%	17%	18%	17%	19%	20%	30%	25%
W. Lebanon Township	64%	59%	65%	75%	76%	81%	79%	79%	76%	76%	78%

Lebanon County Recycling and MSW Disposal Trends

YEAR	2002	2003	2004	2005	2006	2007	2008	2009	2010	2011	2012	2013	2014	2015	2016	2017
TOTAL Recycled	49879.2	50050.1	54253.2	58153.6	70911.9	57930.7	67102.3	64359.2	67557.5	78047.1	83703.19	84595.5	85288.8	85400.8	81052.6	83957.0
ACT 101 Recycled	26430.9	26879.3	28482.3	30437.7	28621.5	30219.6	32032.58	32198.8	35493.1	34218.5	35334.0	37541.2	35140.2	35079.7	35171.8	37095.7
TOTAL Landfilled	100915.2	98800.6	104300.2	99157.6	96575.7	86900.0	89188.2	99798.4	101509.1	110852.6	98873.7	101198.7	105605.1	108301	109486.5	119449.1

Lebanon County Recycling and MSW Disposal Trends





GREATER LEBANON REFUSE AUTHORITY

1610 Russell Road • Lebanon • Pennsylvania • 17046

Phone (717) 867-5790

Fax (717) 867-5798

June 5, 2018

To: Lawrence Taylor, Executive Director

Subject: Engineering Summary Report for May 2018

PROJECTS, CURRENT

Landfill Expansion

The GLRA has provided SCS Engineers with comments on the 90% submittal of the Phase II Landfill Expansion Plan and is expecting to submit the completed package to the PADEP in mid-July 2018.

Efforts continue on the submittal of a Minor Permit Modification to Permit No. 101544 to address proposed actions with regard to the existing groundwater interceptor system.

Partial Landfill Capping

Concerns about overall Project cost, amount of excavation in garbage, preservation of existing gas piping system, and landfill life expectancy, resulted in the postponement of the bidding for the Partial Final Cap. The Project will resume when these issues have been adequately addressed.

Cedar Run Soil Excavation

Phase III of the Cedar Run Soil Excavation Project is scheduled for completion during the week of June 4th. This concludes the excavation the GLRA promised adjacent landowners it would have completed by the end of 2018. Future excavation operations south and east of this location will commence as material is needed.

Pond 7 Reconstruction

The Pond 7 Dam permit application has been submitted to PADEP for approval. This permit involves the maintenance/replacement of the outlet structure of Pond 7 in the Natural Aquatic Life Treatment System (NALTS).

Operational/Housekeeping

The Operations crew is removing a buildup of biological material between Pond 14 and Outfall 001 to address the level of dissolved oxygen in the water leaving our site.

It has been determined that additional portable litter fence is a more practical and cost effective method of dealing with the issue of airborne litter as opposed to the construction of additional stationary litter fence. The Buildings and Grounds Committee report will include a motion to purchase ten (10) additional Bull Fences as a "sole source" item.


The Engineering Staff has decided to pursue a "trial" run of the Geologic GPS system before agreeing to purchase the previously tested Carlson GPS system.

PERMITS


Efforts are underway to complete the removal of Stormwater Outfall 006. The final grading/closure plan was altered after consulting with the farmer/landowner and is awaiting approval from the PA Bureau of Mining Operations.

An additional Minor Permit Modification is being considered to adjust the location of the proposed landfill slope to help address the concern about excessive excavation in garbage in regard to the Partial Final Cap Project.

Submitted by,



James M. Zendek, P.E.
Senior Staff Engineer



Kathleen M. Bertoldi, E.I.T.
Staff Engineer

Attachments: Meeting, Seminars, Education Log, Leachate Flow Report

MEETINGS, SEMINARS, EDUCATION:

1. May 1: The Executive Director and the Engineering Staff met with Barton and Loguidice at the GLRA Maintenance Facility to discuss current projects and the possibility of working together in the future.
2. May 4: The Engineering Staff attended a Fire Rover Mini-Tech in Lancaster, PA
3. May 8: The Senior Staff Engineer met with Jared Balsbaugh at the Cedar Run Soil Excavation site to discuss the grading of his property.
4. May 9: The Executive Director and the Engineering Staff attended the SWANA Safety Summit in Harrisburg, PA.
5. May 15: The Executive Director and the Engineering Staff met with Entech Engineers at the Maintenance Facility to discuss leachate conveyance options from the proposed Heilmandale Landfill Expansion to Tank T-100.
6. May 23: The Executive Director and the Engineering Staff met with SCS Engineers to discuss the progress of the Phase II major permit modification for the Heilmandale Expansion.
7. May 24: The Senior Staff Engineer met with Randy Miller and Dave Jordan at the Maintenance Facility to discuss the purchase of a Carlson GPS system.
8. May 31: The Engineering Staff held a web-meeting with Geologic to discuss the possibility of a trial run of their GPS system.

Leachate Flows to the City of Lebanon

Monthly Report

Total flow for the month (gal)	1,720,000
Year to date total (gal)	9,686,000
Average daily flow – month (gpd)	55,484
Average daily flow - year (gpd)	64,146
Peak daily flow - month (gpd)	125,000
Rainfall for the month (in)	5.31
Rainfall for the year (in)	21.43

Year-end report (2017)

Total flow for the year (gal)	12,958,000
Peak monthly flow - year (gal/mo)	1,784,000
Peak daily flow - year (gpd)	131,000
Average monthly flow – year (gal/mo)	1,079,833
Average daily flow - year (gpd)	38,599
Total Rainfall – year (in)	42.06

Leachate Flows from Pad 1 through 7

Monthly Report for primary pumps

Total flow for the month (gal)	1,439,400
Year to date total (gal)	7,699,800
Average daily flow – month (gal)	46,432
Peak daily flow - month (gpd)	123,600

Year-end report for primary pump (2017)

Total flow for the year (gal)	10,990,000
Peak monthly flow – year (gal)	1,449,700
Average monthly flow – year (gal/mo)	915,833
Peak daily flow for the year	202,900
Average daily flow for the year	82,142

Monthly Report for decant pumps

Total flow for the month (gal)	9,923
Year to date total (gal)	51,615
Average Flow per Acre/Day (month)	6.08
Average Flow per Acre/Day (Year)	6.49

Year-end report for decant pump (2017)

Total flow for the year (gal)	41,492
Peak monthly flow – year (gal)	8,281
Average monthly flow year (gal/mo)	3,458
Average Flow per Acre/Day (year)	1.95

Manholes 3A and 4 Overflow Status

Date of Change	Manhole 3A valve Status	Manhole 4 valve status
2014	OPEN	
4 October 1995		CLOSED



GREATER LEBANON REFUSE AUTHORITY

1610 Russell Road • Lebanon • Pennsylvania • 17046

Phone (717) 867-5790

Fax (717) 867-5798

TREASURER'S REPORT

5-Jun-18

<u>ACCOUNT NAME</u>	<u>DATE</u>	<u>BALANCE</u>	<u>INT/INC</u>
First Citizens - Checking Account **	5/31/2018	\$ 561,465.72	\$ 1,253.76
First Citizens - Sweep Account	5/31/2018	1,559,619.89	2,698.17
Edward Jones	4/30/2018	11,483,820.34	31,105.30
Wells Fargo (Recycling)	5/31/2018	855,176.02	187.83
Wells Fargo (Equipment & Project)	5/31/2018	824,589.14	187.83
CRIM/GLRA Cap Equipment & Proj-Fulton	3/31/2018	<u>1,117,123.12</u>	<u>2,378.97</u>
Total		<u>\$ 16,401,794.23</u>	<u>\$ 37,811.86</u>

** First Citizens - Checking Acct -Total Additions \$725K; Total Deductions (\$955K)

A/R for month ending May 31, 2018: \$778,734.49

May 2018 Miscellaneous Income:

Recycling Grant - DEP Act 101	11,540.83
1705 Heilmandale Rd Rent - May	561.00
Registrations (Permits)	2,930.00
Freon Appliances	300.00
Tires	147.00
Wood Mulch	2,316.00
Plant Bedding	432.00
Rental Income - Backhoe	90.00
Delivery	1,020.00
EPP Renewable Energy - March & April 2018	6,433.00
	<u>\$ 25,769.83</u>

Greater Lebanon Refuse Authority (GLRACT)

GL Advanced Budget Profit and Loss Statement

Current: 5/1/2018 to 5/31/2018
YTD: 1/1/2018 to 5/31/2018

6/5/2018 2:16:29 PM

Page 1

Advanced Report Group: BUDGET Budget	Year To Date Actual	YTD Ratios	Year To Date Budget	% Var (Over)/Under
Operating Revenue				
Revenue from Operations				
Operations Revenues				
41101500 Residential	\$1,411,744.64	159.48%	\$3,450,000.00	59.08%
41103500 Industrial	\$0.00	0.00%	\$0.00	0.00%
41105500 Other Waste	\$9,451.00	1.07%	\$7,000.00	(35.01%)
41104500 Flood Damage Waste	\$0.00	0.00%	\$0.00	0.00%
41102500 Commercial	\$921,307.70	104.08%	\$2,100,000.00	56.13%
41106500 Equivalent	\$0.00	0.00%	\$0.00	0.00%
41204500 Construction/Demolition	\$616,217.05	69.61%	\$1,300,000.00	52.60%
41405500 Clean Wood	\$7,110.10	0.80%	\$10,000.00	28.90%
41406500 Stumps & Trees	\$239.47	0.03%	\$100.00	(139.47%)
41407500 Green Waste	\$6,363.50	0.72%	\$15,000.00	57.58%
41501500 Type "S" Municipal Like Residual	\$207,630.61	23.46%	\$435,000.00	52.27%
41501505 Autofluff (Residual Waste)	\$118,856.70	13.43%	\$203,000.00	41.45%
41701500 Sewage Sludge	\$80,145.65	9.05%	\$160,000.00	49.91%
Operations Revenues Total	\$3,379,066.42	381.73%	\$7,680,100.00	56.00%
Other Revenue				
60200600 Rental Income	\$0.00	0.00%	\$24,000.00	100.00%
60300600 Royalty - Methane - CO2 Offset Credits	\$33,806.00	3.82%	\$36,000.00	6.09%
60301600 Heilmandale Road Rent	\$2,800.00	0.32%	\$0.00	0.00%
60400600 Registration Fees	\$14,890.00	1.68%	\$28,000.00	46.82%
60500600 Cash Refunds	\$0.00	0.00%	\$0.00	0.00%
60600600 Penalties-Income	\$400.00	0.05%	\$0.00	0.00%
60700010 Series 2007 Note Proceeds	\$0.00	0.00%	\$0.00	0.00%
60700600 Other Income	\$8,054.33	0.91%	\$7,150.00	(12.65%)
60701600 Recycling Income	\$12,468.84	1.41%	\$31,200.00	60.04%
60702000 Grant Income-Recycling (Equip & Plan)	\$37,393.33	4.22%	\$190,378.00	80.36%
60704000 Transfer from Reserves	\$0.00	0.00%	\$3,203,927.00	100.00%
60800000 Finance Charges-Income	\$88.05	0.01%	\$500.00	82.39%
60900000 Interest Income - Operations	\$132,799.16	15.00%	\$300,000.00	55.73%
60940000 Unrealized Gain/Loss Corporate Bonds	(\$232,784.18)	(26.30%)	\$0.00	0.00%
Other Revenue Total	\$9,915.53	1.12%	\$3,821,155.00	99.74%
Total Net Revenue	\$3,388,981.95	382.85%	\$11,501,255.00	70.53%
Operating Expenses				
General & Administrative				
70100400 Bank Charges Expense	\$5.00	0.00%	\$100.00	95.00%
70105400 Court Fees Expense	\$0.00	0.00%	\$500.00	100.00%
70200400 Directors Compensation	\$330.00	0.04%	\$10,500.00	96.86%
70150400 Credit Card Fees Expense	\$3,649.29	0.41%	\$12,000.00	69.59%
70500400 Salaries - Administrative	\$68,383.68	7.73%	\$169,145.00	59.57%
70900400 Wages Hourly - Office	\$20,905.47	2.36%	\$95,861.00	78.19%
70901400 Wages Overtime - Office	\$2,314.49	0.26%	\$350.00	(561.28%)
71000400 Materials & Supplies Office	\$2,291.10	0.26%	\$6,800.00	66.31%
71110400 Electricity - Office	\$1,125.95	0.13%	\$3,600.00	68.72%
71120400 Water Drinking	\$968.59	0.11%	\$3,000.00	67.71%
72000400 General Expense - Office	\$30,577.43	3.45%	\$12,795.00	(138.98%)
72001400 Membership Dues & Subscriptions	\$1,463.00	0.17%	\$3,885.00	62.34%
72100400 Advertising & Printing - Office	\$632.51	0.07%	\$8,307.00	92.39%
72200400 Workers Compensation - Bond - Etc	\$29,745.00	3.36%	\$50,500.00	41.10%
72300400 Rentals - Office	\$1,758.13	0.20%	\$3,884.00	54.73%

Greater Lebanon Refuse Authority (GLRACT)

GL Advanced Budget Profit and Loss Statement

Current: 5/1/2018 to 5/31/2018
YTD: 1/1/2018 to 5/31/2018

6/5/2018 2:16:29 PM

Page 2

Advanced Report Group: BUDGET	Budget	Year To Date Actual	YTD Ratios	Year To Date Budget	% Var (Over)/Under
72400400 Heilmandale Road Property		\$1,532.30	0.17%	\$4,851.00	68.41%
72600400 Travel Expenses		\$40.23	0.00%	\$1,000.00	95.98%
72700400 Hauler Rebate Program		\$0.00	0.00%	\$600,000.00	100.00%
72800400 Accounting		\$3,098.33	0.35%	\$15,000.00	79.34%
72900400 Legal		\$1,500.00	0.17%	\$15,000.00	90.00%
73000400 Telephone		\$8,281.06	0.94%	\$21,844.00	62.09%
74200400 Maintenance Buildings - Office		\$1,870.46	0.21%	\$4,700.00	60.20%
72500400 Public Relations		\$321.93	0.04%	\$4,000.00	91.95%
74300400 Maintenance Equipment - Office		\$0.00	0.00%	\$500.00	100.00%
78100400 Capital Land & Improvements		\$0.00	0.00%	\$0.00	0.00%
78200400 Capital Buildings & Improvements		\$0.00	0.00%	\$0.00	0.00%
78300400 Capital Equipment - Office		\$0.00	0.00%	\$0.00	0.00%
71200400 Cash Over/Short		\$62.15	0.01%	\$0.00	0.00%
General & Administrative Total		\$180,856.10	20.43%	\$1,048,122.00	82.74%
Recycling & Marketing Development					
70500410 Salaries - Recycling		\$24,141.58	2.73%	\$59,961.00	59.74%
70900410 Wages Hourly - Recycling		\$28,960.10	3.27%	\$75,600.00	61.69%
70901410 Wages Overtime - Recycling		\$1,460.20	0.16%	\$3,500.00	58.28%
71000410 Materials & Supplies Recycling		\$1,112.92	0.13%	\$4,000.00	72.18%
72000410 General Expense - Recycling		\$726.27	0.08%	\$3,000.00	75.79%
72001410 Conference, Workshops & Subscriptions		\$659.00	0.07%	\$4,000.00	83.53%
72002410 Disposal of Recyclables		\$1,607.85	0.18%	\$7,700.00	79.12%
72004410 Education/Recycling		\$0.00	0.00%	\$2,000.00	100.00%
72005410 HHW Program Expenses		\$23,267.05	2.63%	\$55,000.00	57.70%
72006410 Recycling Performance Rebate		\$0.00	0.00%	\$10,000.00	100.00%
72100410 Advertising & Printing - Recycling		\$15,972.12	1.80%	\$54,881.00	70.90%
78100410 Capital Improvements - Recycling		\$0.00	0.00%	\$0.00	0.00%
78300410 Capital Equipment - Recycling		\$0.00	0.00%	\$0.00	0.00%
Recycling & Marketing Development Total		\$97,907.09	11.06%	\$279,642.00	64.99%
Engineering					
70500420 Salaries - Engineering		\$55,143.39	6.23%	\$144,500.00	61.84%
70900420 Wages Hourly - Engineering		\$0.00	0.00%	\$0.00	0.00%
70901420 Wages Overtime - Engineering		\$0.00	0.00%	\$0.00	0.00%
71000420 Materials & Supplies Engineering		\$320.74	0.04%	\$2,000.00	83.96%
72000420 General Expense - Engineering		\$0.00	0.00%	\$1,500.00	100.00%
72400420 Engineering Services		\$183,469.75	20.73%	\$377,913.00	51.45%
73000420 Information Technology		\$7,463.00	0.84%	\$0.00	0.00%
78300420 Capital Equipment -Engineering		\$0.00	0.00%	\$0.00	0.00%
Engineering Total		\$246,396.88	27.83%	\$525,913.00	53.15%
Treatment					
70900422 Wages Hourly - Treatment		\$18,044.75	2.04%	\$48,730.00	62.97%
70901422 Wages Overtime - Treatment		\$36.41	0.00%	\$295.00	87.66%
71000422 Materials & Supplies Treatment		\$84.37	0.01%	\$6,000.00	98.59%
71110422 Electricity - Treatment		\$17,271.88	1.95%	\$35,000.00	50.65%
71400422 Chemicals		\$168.24	0.02%	\$1,700.00	90.10%
72000422 General Expense - Treatment		\$1,064.23	0.12%	\$1,000.00	(6.42%)
72020422 Water Analysis in Labs		\$41,022.00	4.63%	\$202,752.00	79.77%
72030422 Water Analysis - Landowners		\$10,730.50	1.21%	\$36,375.00	70.50%
72040422 Sewage Maint Fee N Leb Twp		\$2,520.63	0.28%	\$15,000.00	83.20%
72050422 Leachate Treatment - Leb City		\$98,102.41	11.08%	\$90,000.00	(9.00%)
74000422 Maintenance Ponds/Well		\$0.00	0.00%	\$2,500.00	100.00%
74200422 Maintenance Buildings - Treatment		\$399.76	0.05%	\$0.00	0.00%
74300422 Maintenance Equipment - Treatment		\$1,843.06	0.21%	\$0.00	0.00%
78100422 Capital Land & Improvements		\$0.00	0.00%	\$15,000.00	100.00%
78200422 Capital Buildings & Improvements		\$0.00	0.00%	\$0.00	0.00%

Greater Lebanon Refuse Authority (GLRACT)

GL Advanced Budget Profit and Loss Statement

Current: 5/1/2018 to 5/31/2018
YTD: 1/1/2018 to 5/31/2018

6/5/2018 2:16:29 PM

Page 3

Advanced Report Group: BUDGET	Budget	Year To Date Actual	YTD Ratios	Year To Date Budget	% Var (Over)/Under
78300422 Capital Equipment -Treatment		\$0.00	0.00%	\$0.00	0.00%
Treatment Total		\$191,288.24	21.61%	\$454,352.00	57.90%
LFG Management					
70900424 Wages Hourly - LFG Tech		\$13,944.20	1.58%	\$40,560.00	65.62%
70901424 Wages Overtime - LFG Tech		\$325.60	0.04%	\$750.00	56.59%
71000424 Materials & Supplies - LFG Mgt		\$1,031.44	0.12%	\$20,810.00	95.04%
72000424 General Expense - LFG Mgt		\$192.52	0.02%	\$0.00	0.00%
74300424 Maintenance Equipment - LFG Mgt		\$2,424.89	0.27%	\$7,450.00	67.45%
78200424 Capital Buildings & Improvements - LFG Mgt		\$0.00	0.00%	\$0.00	0.00%
78300424 Capital Equipment - LFG Mgt		\$0.00	0.00%	\$20,000.00	100.00%
LFG Management Total		\$17,918.65	2.02%	\$89,570.00	79.99%
Operations					
70500426 Salaries - Supervisory		\$79,742.78	9.01%	\$214,300.00	62.79%
70900426 Wages Hourly - Operations		\$272,756.80	30.81%	\$755,000.00	63.87%
70901426 Wages Overtime - Operations		\$20,105.13	2.27%	\$59,000.00	65.92%
71000426 Materials & Supplies Operations		\$4,244.10	0.48%	\$10,000.00	57.56%
71001426 Tools		\$1,012.43	0.11%	\$5,000.00	79.75%
71100426 Heat Buildings		\$6,867.32	0.78%	\$10,000.00	31.33%
71110426 Electricity - Operations		\$5,054.85	0.57%	\$12,000.00	57.88%
72000426 General Expense - Operations		\$1,482.15	0.17%	\$8,000.00	81.47%
72300426 Rentals - Operations		\$6,200.90	0.70%	\$10,000.00	37.99%
74100426 Maintenance Land		\$10,081.66	1.14%	\$43,000.00	76.55%
74110426 Roads Construction & Maintenance		\$5,382.17	0.61%	\$0.00	0.00%
74200426 Maintenance Buildings - Operations		\$3,558.02	0.40%	\$12,000.00	70.35%
74300426 Maintenance Equipment - Operation		\$81,313.58	9.19%	\$150,000.00	45.79%
75000426 Fuel Oil - Equipment		\$58,827.41	6.65%	\$126,000.00	53.31%
75010426 Gasoline		\$3,883.70	0.44%	\$8,000.00	51.45%
75020426 Grease & Oil		\$9,136.39	1.03%	\$20,000.00	54.32%
76000426 Foam - Daily Cover Soil		\$48,907.50	5.52%	\$55,000.00	11.08%
78100426 Capital Land & Improvements		\$166,797.90	18.84%	\$3,420,000.00	95.12%
78200426 Capital Buildings & Improvements		\$0.00	0.00%	\$0.00	0.00%
78300426 Capital Equipment -Operations		\$42,330.13	4.78%	\$523,000.00	91.91%
Operations Total		\$827,684.92	93.50%	\$5,440,300.00	84.79%
Information Technology					
72000428 Computer Software/Internet Expense		\$5,362.06	0.61%	\$15,860.00	66.19%
73000428 Computer Hardware		\$49.99	0.01%	\$15,463.00	99.68%
74000428 Professional Services/IT		\$17,251.04	1.95%	\$45,000.00	61.66%
78300428 Capital Equipment/IT		\$0.00	0.00%	\$5,000.00	100.00%
Information Technology Total		\$22,663.09	2.56%	\$81,323.00	72.13%
Regulatory Expenses					
70130405 DEP Recycling Fee Expense		\$0.00	0.00%	\$238,000.00	100.00%
70140405 Host Municipality Benefit Fee		\$0.00	0.00%	\$135,630.00	100.00%
70155405 Environmental Stewardship Fund		\$0.00	0.00%	\$510,250.00	100.00%
70160405 1109 Trust/Final Closure		\$0.00	0.00%	\$1,370,000.00	100.00%
70160505 Lined Site Final Closure Cost Adjustment		\$0.00	0.00%	\$0.00	0.00%
70170405 Permit Fees Expense		\$3,000.00	0.34%	\$16,360.00	81.66%
70180405 Environmental Impairment Insurance		\$0.00	0.00%	\$0.00	0.00%
70190405 General Liability Insurance		\$89,559.00	10.12%	\$135,000.00	33.66%
Regulatory Expenses Total		\$92,559.00	10.46%	\$2,405,240.00	96.15%
Miscellaneous					
79030470 Employee Clothing		\$3,563.53	0.40%	\$16,370.00	78.23%
79035460 Vested Sick Pay Expense		\$0.00	0.00%	\$0.00	0.00%
79035470 Sick Pay Wages		\$6,825.66	0.77%	\$30,000.00	77.25%
79036470 Vacation Pay Wages		\$19,083.03	2.16%	\$92,210.00	79.30%

Greater Lebanon Refuse Authority (GLRACT)
GL Advanced Budget Profit and Loss Statement

6/5/2018 2:16:29 PM

Current: 5/1/2018 to 5/31/2018
 YTD: 1/1/2018 to 5/31/2018

Page 4

Advanced Report Group: BUDGET	Budget	Year To Date Actual	YTD Ratios	Year To Date Budget	% Var (Over)/Under
79037470 Holiday Pay Wages		\$0.00	0.00%	\$0.00	0.00%
79038470 Personal Pay Wages		\$7,599.10	0.86%	\$22,450.00	66.15%
79040470 Employee Life Insurance		\$3,912.60	0.44%	\$5,145.00	23.95%
79045470 Employee Disability Insurance		\$7,582.16	0.86%	\$34,145.00	77.79%
79050470 Employee Medical & Hospital Insurance		\$308,154.27	34.81%	\$693,810.00	55.59%
79055470 Retired Empl Medical & Hosp Insurance		\$289.26	0.03%	\$455.00	36.43%
79056470 Employer COBRA Expense		\$0.00	0.00%	\$5,291.00	100.00%
79060470 Employer FICA/Medicare		\$46,956.35	5.30%	\$136,339.00	65.56%
79065470 Medicare Tax		\$0.00	0.00%	\$0.00	0.00%
79070470 Unemployment Compensation-PMAA		\$6,714.72	0.76%	\$10,500.00	36.05%
79080470 Employee Retirement Fund		\$120,798.00	13.65%	\$122,598.00	1.47%
79090470 Training & Professional Development		\$5,197.71	0.59%	\$7,480.00	30.51%
Miscellaneous Total		\$536,676.39	60.63%	\$1,176,793.00	54.40%
Total Operating Expenses		\$2,213,950.36	250.10%	\$11,501,255.00	80.75%
Total Operating Profit (Loss)		\$1,175,031.59	132.74%	\$0.00	0.00%
Other Income					
Other Revenue					
60930000 Gain(Loss) on Disposal of Assets		\$0.00	0.00%	\$0.00	0.00%
Other Revenue Total		\$0.00	0.00%	\$0.00	0.00%
Total Other Income		\$0.00	0.00%	\$0.00	0.00%
Net Profit (Loss)		\$1,175,031.59		\$0.00	

GREATER LEBANON REFUSE AUTHORITY
Origin/Material Summary

Transactions from 01/01/2018 through 05/31/2018

Inbound Tickets Only

Third Party and Intercompany Customers
Disposal Only

Origin	Pct	YTD Tons	Jan	Feb	Mar	Apr	May	Jun	Jul	Aug	Sep	Oct	Nov	Dec
01 - Annville Township	2.54	1,465.7300	237.5500	177.9700	292.2600	348.9200	409.0300	0.0000	0.0000	0.0000	0.0000	0.0000	0.0000	0.0000
02 - Bethel Township	4.97	2,869.7800	536.3600	479.3100	624.4200	637.4600	592.2300	0.0000	0.0000	0.0000	0.0000	0.0000	0.0000	0.0000
03 - Cleona Borough	1.39	801.3200	151.7400	126.9200	154.3800	147.5600	220.7200	0.0000	0.0000	0.0000	0.0000	0.0000	0.0000	0.0000
05 - Cornwall Borough	1.05	606.1500	122.3600	111.2300	138.8900	97.3400	136.3300	0.0000	0.0000	0.0000	0.0000	0.0000	0.0000	0.0000
06 - East Hanover Township	1.72	991.7000	116.9500	123.8700	191.8700	328.0200	230.9900	0.0000	0.0000	0.0000	0.0000	0.0000	0.0000	0.0000
07 - Heidelberg Township	1.51	871.8700	125.6900	81.4000	174.1100	159.0500	331.6200	0.0000	0.0000	0.0000	0.0000	0.0000	0.0000	0.0000
08 - Jackson Township	4.43	2,558.0900	440.5700	404.7200	495.0300	564.6000	653.1700	0.0000	0.0000	0.0000	0.0000	0.0000	0.0000	0.0000
09 - Jonestown Borough	0.57	326.9400	69.3400	52.7300	61.3900	59.2100	84.2700	0.0000	0.0000	0.0000	0.0000	0.0000	0.0000	0.0000
10 - Lebanon City	21.60	12,466.9000	2,381.4600	2,228.0400	2,439.9000	2,514.1500	2,903.3500	0.0000	0.0000	0.0000	0.0000	0.0000	0.0000	0.0000
11 - Millcreek Township	2.11	1,215.6800	207.2300	174.4900	232.7600	288.4300	312.7700	0.0000	0.0000	0.0000	0.0000	0.0000	0.0000	0.0000
12 - Mount Gretna Borough	0.33	192.3500	57.9700	28.4200	29.3700	37.9100	38.6800	0.0000	0.0000	0.0000	0.0000	0.0000	0.0000	0.0000
13 - Myerstown Borough	5.53	3,189.9800	628.0200	485.6700	681.1200	656.1900	738.9800	0.0000	0.0000	0.0000	0.0000	0.0000	0.0000	0.0000
14 - North Annville Township	0.78	449.6100	78.4800	65.5300	69.8000	68.0400	167.7600	0.0000	0.0000	0.0000	0.0000	0.0000	0.0000	0.0000
15 - North Cornwall Township	2.09	1,208.4000	250.1200	203.0700	238.0400	249.7700	267.4000	0.0000	0.0000	0.0000	0.0000	0.0000	0.0000	0.0000
16 - North Lebanon Township	8.41	4,855.1200	691.7000	867.1900	1,031.7400	1,085.5100	1,178.9800	0.0000	0.0000	0.0000	0.0000	0.0000	0.0000	0.0000
17 - North Londonderry Township	3.08	1,779.2500	389.6800	266.7600	374.0900	364.0500	384.6700	0.0000	0.0000	0.0000	0.0000	0.0000	0.0000	0.0000
18 - Palmyra Borough	4.52	2,610.4700	482.1700	419.2300	525.6500	548.7900	634.6300	0.0000	0.0000	0.0000	0.0000	0.0000	0.0000	0.0000
19 - Richland Borough	0.64	367.2800	70.3600	57.4800	69.9300	74.0800	95.4300	0.0000	0.0000	0.0000	0.0000	0.0000	0.0000	0.0000
20 - South Annville Township	0.43	248.6300	41.0200	20.1000	46.4300	69.1200	71.9600	0.0000	0.0000	0.0000	0.0000	0.0000	0.0000	0.0000
21 - South Lebanon Township	6.39	3,685.0800	484.0000	542.3700	599.5600	630.0800	1,429.0700	0.0000	0.0000	0.0000	0.0000	0.0000	0.0000	0.0000
22 - South Londonderry Township	5.93	3,419.7000	632.4400	599.2800	710.2100	705.4500	772.3200	0.0000	0.0000	0.0000	0.0000	0.0000	0.0000	0.0000
23 - Swatara Township	1.81	1,043.9700	186.5400	156.2800	197.2600	207.5400	296.3500	0.0000	0.0000	0.0000	0.0000	0.0000	0.0000	0.0000
24 - Union Township	3.34	1,929.7700	414.2500	286.5300	341.5000	430.7300	456.7600	0.0000	0.0000	0.0000	0.0000	0.0000	0.0000	0.0000
25 - West Cornwall Township	0.57	330.8900	64.0700	54.7900	54.0300	70.4000	87.6000	0.0000	0.0000	0.0000	0.0000	0.0000	0.0000	0.0000
26 - West Lebanon Township	0.52	300.7500	57.0100	40.4500	75.9200	65.8000	61.5700	0.0000	0.0000	0.0000	0.0000	0.0000	0.0000	0.0000
28 - Other	13.70	7,906.9000	1,599.6600	1,578.6700	1,590.2300	1,411.8100	1,726.5300	0.0000	0.0000	0.0000	0.0000	0.0000	0.0000	0.0000
NA - Not Applicable	0.03	18.5200	0.0000	0.0000	0.0000	18.5200	0.0000	0.0000	0.0000	0.0000	0.0000	0.0000	0.0000	0.0000
Report Grand Totals		57,710.8300	10,516.7400	9,632.5000	11,439.8900	11,838.5300	14,283.1700	0.0000	0.0000	0.0000	0.0000	0.0000	0.0000	0.0000
SUBTRACT METAL		-19.92	-3.86	-0	-2.76	-6.98	-6.32							

Report Grand Totals: 57,690.91 10,512.88 9,632.50 11,437.13 11,831.55 14,276.85

GREATER LEBANON REFUSE AUTHORITY
Origin/Material Summary

Transactions from 01/01/2017 through 12/31/2017

Inbound Tickets Only

Third Party and Intercompany Customers

Disposal Only

Origin	Pct	YTD Tons	Jan	Feb	Mar	Apr	May	Jun	Jul	Aug	Sep	Oct	Nov	Dec
01 - Annville Township	2.65	3,655.5600	288.8700	238.3300	278.7400	332.7800	443.1600	312.3700	294.9500	336.2700	312.3700	320.2200	271.1300	226.3700
02 - Bethel Township	4.24	5,837.8000	480.9600	381.9600	563.1900	431.2500	450.6100	492.4200	566.8000	504.2400	523.9300	456.3600	511.2900	474.7900
03 - Cleona Borough	1.72	2,370.4000	186.4700	250.1600	179.2600	172.8500	207.8900	218.4100	209.6400	219.3200	203.6500	206.3500	167.2900	149.1100
04 - Cold Spring Township	0.00	4.7000	4.7000	0.0000	0.0000	0.0000	0.0000	0.0000	0.0000	0.0000	0.0000	0.0000	0.0000	0.0000
05 - Cornwall Borough	1.21	1,662.4400	119.6900	105.5300	125.0700	137.0900	161.1300	177.4700	145.4600	140.7700	165.4600	146.6500	159.2500	78.8700
06 - East Hanover Township	1.97	2,708.4000	156.7300	160.5200	587.8100	233.6700	256.9800	222.3300	224.9400	229.8100	186.9000	191.9400	145.6700	121.1000
07 - Heidelberg Township	1.49	2,048.0700	174.7500	109.8800	138.1000	179.2000	143.5800	236.4000	182.9000	209.5400	147.2900	126.8000	221.8200	177.8100
08 - Jackson Township	4.31	5,933.7200	566.3300	374.9800	444.0100	436.7400	551.7000	532.8600	497.4300	537.1100	472.1200	580.1000	530.4300	409.9100
09 - Jonestown Borough	1.04	1,426.7300	105.5400	58.1500	99.2800	108.2500	163.0300	164.7700	172.7500	150.0200	91.5100	128.9000	116.3000	68.2300
10 - Lebanon City	22.62	31,163.7800	2,323.2400	1,994.4000	2,293.2300	2,538.5200	2,897.5200	3,043.0100	2,754.9800	3,008.3700	2,568.2000	2,786.3200	2,653.7800	2,302.2100
11 - Millcreek Township	2.17	2,993.9900	291.6700	204.1700	214.6200	246.1200	257.3700	311.0100	233.3800	334.7100	222.0000	190.7600	264.6400	223.5400
12 - Mount Gretna Borough	0.31	429.8100	39.9000	19.8600	10.1100	27.7300	50.0100	42.6900	42.9200	53.7700	34.9100	39.9700	40.5000	27.4400
13 - Myerstown Borough	5.38	7,416.0600	543.5000	520.8100	670.4100	620.8200	716.9100	729.3300	631.1100	710.3300	577.3600	594.1600	583.9900	517.3300
14 - North Annville Township	0.76	1,045.7400	82.6600	75.4000	76.4000	111.3900	103.0200	100.6100	76.0800	107.6100	66.7800	101.1300	81.4700	63.1900
15 - North Cornwall Township	2.22	3,057.1700	226.9800	221.1000	299.3300	212.1200	235.3300	248.5100	247.3000	340.9900	260.2200	237.5900	250.8800	276.8200
16 - North Lebanon Township	5.55	7,643.9500	518.4300	471.7400	462.4600	562.9400	707.1400	611.6100	600.7500	799.3600	663.8700	866.1900	713.5900	665.8700
17 - North Londonderry Township	4.75	6,546.4600	466.6800	359.6000	462.8100	422.3200	516.1800	510.7000	470.8500	507.2000	1,668.3100	399.8600	410.9600	350.9900
18 - Palmyra Borough	4.93	6,791.0100	479.4100	512.1500	451.3800	495.5100	836.5300	648.7700	591.5400	606.0400	571.4600	504.7500	581.3900	512.0800
19 - Richland Borough	0.98	1,348.0700	68.2900	50.9700	50.5600	79.9600	150.4500	125.1400	181.8300	159.3900	125.5300	119.3800	143.7900	92.7800
20 - South Annville Township	0.58	803.3100	63.4300	42.2700	76.7900	140.8400	95.0000	69.4400	66.7000	54.9900	69.9500	62.9800	30.0100	30.9100
21 - South Lebanon Township	5.76	7,937.0000	450.1500	415.0400	484.0700	525.6200	785.8300	957.4200	542.3200	633.5300	729.6400	658.6700	946.4300	808.2800
22 - South Londonderry Township	5.93	8,169.9100	583.1300	528.4900	613.7200	671.6100	761.2200	687.0800	625.9100	765.3500	797.6600	793.0100	701.2200	641.5100
23 - Swatara Township	2.02	2,776.3600	212.8600	160.7800	204.1100	228.5800	244.7900	274.4900	219.4700	289.0200	284.9900	237.9700	252.5900	166.7100
24 - Union Township	2.79	3,843.5000	412.6800	357.0300	252.4600	311.8200	352.4600	316.3800	292.9800	267.9500	297.6800	340.2500	248.1000	393.7100
25 - West Cornwall Township	0.75	1,033.5900	60.4600	53.9400	75.7500	93.4200	96.9200	76.5600	110.1400	101.9100	125.4900	97.2800	76.9400	64.7800
26 - West Lebanon Township	0.62	848.3700	54.5200	71.3600	71.6700	85.7900	59.6600	82.9600	59.4800	67.2700	43.2000	99.2300	101.2600	51.9700
28 - Other	13.26	18,266.0700	1,541.8400	1,522.3300	1,689.6600	1,585.7100	1,696.7700	1,366.0400	1,462.4900	1,200.8800	1,474.6700	1,571.0300	1,821.6300	1,333.0200
NA - Not Applicable	0.00	0.0000	0.0000	0.0000	0.0000	0.0000	0.0000	0.0000	0.0000	0.0000	0.0000	0.0000	0.0000	0.0000
Report Grand Totals		137,761.9700	10,503.8700	9,260.9500	10,875.0000	10,982.6500	12,941.1900	12,558.7800	11,505.1000	12,335.7500	12,685.1500	11,857.8500	12,026.3500	10,229.3300

Minus Metal		-53.33	-2.8	-3.84	-2.54	-5.7	-4.98	-6.55	-2.77	-5.80	-3.67	-8.78	-2.86	-3.04
Report Grand Totals		137,708.64	10,501.07	9,257.11	10,872.46	10,976.95	12,936.21	12,552.23	11,502.33	12,329.95	12,681.48	11,849.07	12,023.49	10,226.29